


London Borough of Richmond upon Thames

St Stephen's C E Primary School

 Gold accredited

St. Stephen's Travel Plan 2018/19

01/09/2018 - 31/08/2019

School information

Current Level

Gold accredited

Awarded

September 2017

Valid until

August 2020

Basic information

Opening hours

07:00 - 18:15

Student school hours

08:50 - 15:30

Breakfast club opening hours

07:30 - 09:00

Extended school visiting time

18:15

Number of staff

63

Site crossing points

0 crossings

Site crossing patrol

No

Joint access

Unknown

Travel and planning

Bus routes

H37,267 (Twickenham to St Margarets Roundabout)

Bus stop procedure

Unknown

Catchment area

Majority of pupils live within 2 miles and most staff live within 5 miles. Due to change to primary status, the catchment has changed over the next few years to include more pupils from north of the A316. Too early to see if this results in more pupil journeys by car, but will endeavour to make parents and carers aware of the H37 bus which runs through both neighbourhoods. Catchment area has become smaller and more children walk rather than use bike.

Expansion plans

School recently expanded from 3FE junior to 2FE primary. All pupils now on Winchester Road site adjacent to A316 red route into London. Possible feeder nursery for Sept 2016, not yet approved.

Engineering measures

Recently the ped gates on Winchester Rd were widened to allow for the increase in pupils and this was funded by the school. Only 5 parking permits are allowed for staff as part of our planning permission. School responded to consultation to increase pedestrian access on Winchester Rd and the work has now been completed.

Other travel information

Unknown

Rules relating to school travel

Unknown

Notes about travel in the area

Unknown

Cycle routes

Unknown

Facilities and parking

Covered sheffield stand

0 spaces

Sheffield stand

0 spaces

Cycle racks

20 spaces

Other cycle parking

20 spaces

Scooter parking

50 spaces

Access to car park

Unknown

Helmet lockers

0 lockers

Student storage lockers

0 lockers

Staff storage lockers

0 lockers

Staff shower facilities

Yes

Number of entrances

0 entrances

Local speed limit

0 mph

Motorcycle parking

0 spaces

Staff parking

0 spaces

Staff car share parking

0 spaces

Disabled parking

0 spaces

Visitor parking

0 spaces

Coach parking

No

Edubase data

Address

Winchester Road

Twickenham

TW1 1LF

2088923462

[Go to website](#)

Phase of education

Primary

School type

Voluntary Aided School

Gender

Mixed

Age range

4 - 11

Number of pupils

410

DfE Number

318/3319

URN

102915

Status

Open

Survey Groups

Whole School Pupil & Staff hands up survey 17/18

Participants	Date	Responses	Response rate
Pupils & staff	15/01/2018	465	100%

Active travel (71%/74%)

Walking (55%/26%)

Scooting (11%/14%)

Buggy (0%/1%)

Cycling (5%/34%)

Public transport (6%/13%)

Rail/Overground
(1%/2%)

Tube (0%/0%)

DLR (0%/0%)

Tram (0%/0%)

Public bus (4%/6%)

School bus/Taxi
(0%/1%)

River (0%/4%)

Car (23%/12%)

Car/Motorcycle
(14%/6%)

Car share (0%/3%)

Park and stride
(9%/4%)

Car Free Day

Participants	Date	Responses	Response rate
Puplis	22/09/2017	410	100%

Active travel (97%/0%)

Walking (70%/0%)

Scooting (20%/0%)

Buggy (0%/0%)

Cycling (8%/0%)

Public transport (3%/0%)

Rail/Overground (0%/0%)

Tube (0%/0%)

DLR (0%/0%)

Tram (0%/0%)

Public bus (2%/0%)

School bus/Taxi (0%/0%)

River (0%/0%)

Car (0%/0%)

Car/Motorcycle (0%/0%)

Car share (0%/0%)

Park and stride (0%/0%)

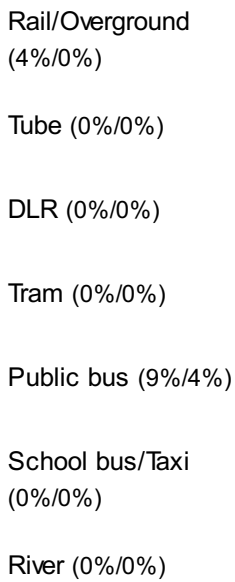
Obsolete - Staff Travel to School

Participants	Date	Responses	Response rate
Staff	10/03/2017	46	100%

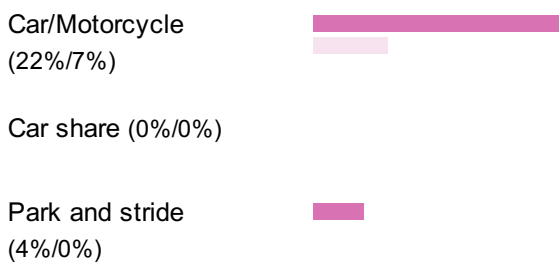
Active travel (61%/89%)



Public transport (13%/4%)



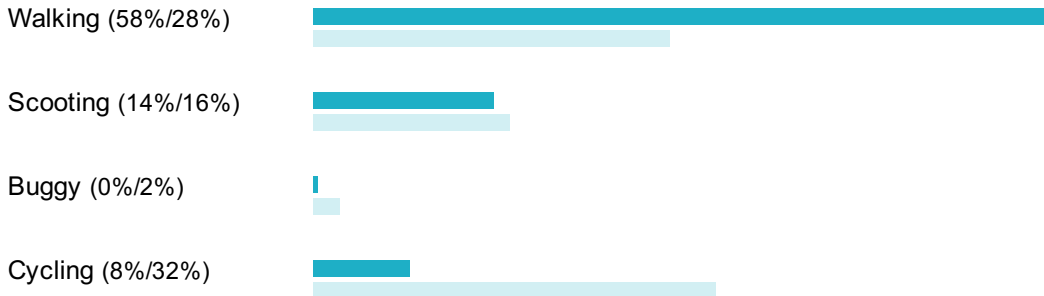
Car (26%/7%)



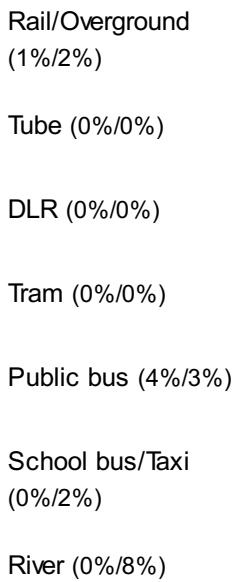
Hands up survey 16/17

Participants	Date	Responses	Response rate
Pupils & staff	27/09/2016	462	100%

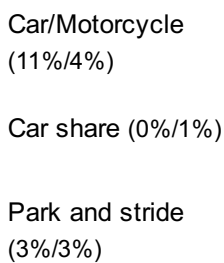
Active travel (81%/78%)



Public transport (5%/14%)



Car (15%/8%)



2015/2016 Survey

Participants	Date	Responses	Response rate
Pupils & staff	15/01/2016	450	108%

Active travel (81%/71%)

Walking (51%/35%)

Scooting (19%/18%)

Buggy (0%/3%)

Cycling (11%/17%)

Public transport (4%/5%)

Rail/Overground (0%/0%)

Tube (0%/0%)

DLR (0%/0%)

Tram (0%/0%)

Public bus (4%/4%)

School bus/Taxi (0%/0%)

River (0%/0%)

Car (15%/24%)

Car/Motorcycle (14%/12%)

Car share (1%/12%)

Park and stride (0%/0%)

2014/2015 Survey

Participants	Date	Responses	Response rate
Pupils & staff	15/09/2014	457	112%

Active travel (80%/80%)

Walking (46%/44%)

Scooting (22%/20%)

Buggy (0%/0%)

Cycling (12%/16%)

Public transport (4%/4%)

Rail/Overground (1%/1%)

Tube (0%/0%)

DLR (0%/0%)

Tram (0%/0%)

Public bus (3%/3%)

School bus/Taxi (0%/0%)

River (0%/0%)

Car (16%/16%)

Car/Motorcycle (7%/5%)

Car share (0%/1%)

Park and stride (9%/11%)

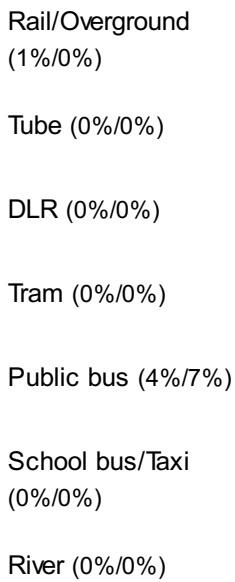
2013/2014 Survey

Participants	Date	Responses	Response rate
Pupils & staff	01/09/2013	399	0%

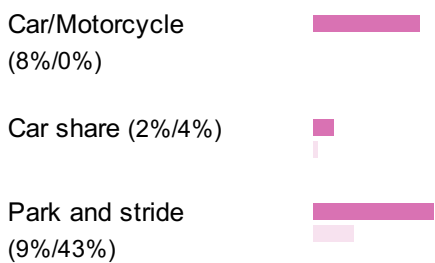
Active travel (77%/46%)



Public transport (5%/7%)



Car (19%/46%)



2011/2012 Survey

Participants	Date	Responses	Response rate
Pupils & staff	01/09/2011	365	0%

Active travel (85%/54%)

Mode	Pupils	Staff
Active travel	85%	54%

Walking (74%/50%)

Mode	Pupils	Staff
Walking	74%	50%

Scooting (0%/0%)

Buggy (0%/0%)

Cycling (12%/4%)

Mode	Pupils	Staff
Cycling	12%	4%

Public transport (4%/8%)

Mode	Pupils	Staff
Public transport	4%	8%

Rail/Overground (1%/0%)

Mode	Pupils	Staff
Rail/Overground	1%	0%

Tube (0%/0%)

DLR (0%/0%)

Tram (0%/0%)

Public bus (3%/8%)

Mode	Pupils	Staff
Public bus	3%	8%

School bus/Taxi (0%/0%)

River (0%/0%)

Car (11%/38%)

Mode	Pupils	Staff
Car	11%	38%

Car/Motorcycle (5%/0%)

Mode	Pupils	Staff
Car/Motorcycle	5%	0%

Car share (2%/8%)

Mode	Pupils	Staff
Car share	2%	8%

Park and stride (5%/29%)

Mode	Pupils	Staff
Park and stride	5%	29%

2005/2006 Survey

Participants	Date	Responses	Response rate
Puplis	20/06/2006	305	0%

Active travel (86%/0%)

Walking (78%/0%)

Scooting (0%/0%)

Buggy (0%/0%)

Cycling (8%/0%)

Public transport (3%/0%)

Rail/Overground (0%/0%)

Tube (0%/0%)

DLR (0%/0%)

Tram (0%/0%)

Public bus (3%/0%)

School bus/Taxi (0%/0%)

River (0%/0%)

Car (11%/0%)

Car/Motorcycle (11%/0%)

Car share (0%/0%)

Park and stride (0%/0%)

2003/2004 Survey

Participants	Date	Responses	Response rate
Puplis	01/03/2004	341	0%


Active travel (79%/0%)



Walking (75%/0%) 


Scooting (0%/0%)

Buggy (0%/0%)

Cycling (4%/0%) 

Public transport (1%/0%)




Rail/Overground (0%/0%) 

Tube (0%/0%)

DLR (0%/0%)

Tram (0%/0%)

Public bus (1%/0%) 

School bus/Taxi (0%/0%)

River (0%/0%)

Car (20%/0%)



Car/Motorcycle (20%/0%) 

Car share (0%/0%)

Park and stride (0%/0%)

Stories



Bikeability training

Our story

Year 6 had 2 weeks of bikeability with trainers from the Borough involving discussions and cycling training in the surrounding streets.

Dates of activity

18/11/2018 - 07/12/2018

Number of participants

60

Car-free days

Our story

Promoted car free day in school newsletter.

Dates of activity

22/09/2018 - 22/12/2018

Local community involvement

Our story

School Business manager, School Governor and a parent met with 2 local councillors to discuss travel and air quality issues around school. They promised to support us in our activities towards a green screen and a school street.

Dates of activity

20/09/2018

Number of participants

6

Other sources of funds for travel activities

Our story

We have applied for funding from Greater London Authority. This is a grant to promote cleaner air and reduce the effect of pollution. If we are successful we will use this to install air filtration in the classes nearest to the A316.

Dates of activity

04/09/2018 - 19/12/2018

Number of participants

420

Eco-Schools

Our story

We set up an Eco committee who have gained Bronze status.

Dates of activity

04/09/2018 - 19/12/2018

Number of participants

420

Walking trips

Our story

Various walking trips undertaken during the year.

Dates of activity

03/09/2018 - 20/07/2019

Number of participants
500

Private coaches for school trips

Our story

Coaches used for various school trips where public transport or walking are not appropriate

Dates of activity
03/09/2018 - 19/07/2019

Number of participants
500

Public transport for school trips

Our story

Every school trip where reasonable possible uses public transport. If not we use a local coach company.

Dates of activity
01/09/2018 - 19/12/2018

Number of participants
420

Car-free zone

Our story

Discussed with Carol Lee the possibility of making the area outside school from the Turks' Head to the cul de sac at the end of the Winchester Rd near the A316 a car free zone during pick up and drop off times. Carol is going to investigate this. Have now had verbal permission for this to be made into a Street School after funding application is approved.

Dates of activity
01/03/2018 - 19/12/2018

Number of participants
3

Zigzag lines enforcement

Our story

Used travel plan money to purchase 2 signs. These are wheeled outside school at the start and end of day and placed near the zigzag lines and on a corner near school to discourage parking.

Dates of activity
01/02/2018 - 19/12/2018

Number of participants
420

Senior management and school governor involvement

Our story

We are part of the Mayor's Air Quality Audit. The School Business Manager and a School Governor have raised the situation of Air Quality in Governor's meetings. They have also been working

Dates of activity
04/09/2017 - 19/12/2018

Number of participants

closely with Carol Lee and have been able to have some of the wooden barriers replaced with trees. They are also monitoring passing traffic and will write to companies to see if they will contribute towards installation of a living green wall along the barrier of the school to absorb the pollution.

20

We have also applied to a contractor working on the building of the Stand at the rugby ground to see if they will contribute towards the installation of the greenery. They have been to visit the school and are awaiting their answer.

Audits and research

Our story

We applied and were accepted to be part of the Mayor's Air Quality Audit. We have been awarded the funding which will be matched by the Borough. We also have a donation from Sky and from parents. We hope to install a green screen outside the perimeter of the school on the A316 and Winchester Rd but are awaiting permission from Richmond & TFL.

Dates of activity

01/09/2017 - 19/12/2018

Number of participants

420